


# What is LearnZillion?

A website with thousands of high-quality video lessons about every standard



Go to [www.learnzillion.com](http://www.learnzillion.com) and click on the pink button



LearnZillion

Search or enter quick code...



Teacher log in

Student log in

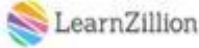
You don't have to start from scratch anymore.

# Exceptional lessons for teaching the new standards.

Create your free account



# Register in 30 seconds. It's free!



LearnZillion

## Welcome! We're glad you're here.

[LOGIN](#) [SIGNUP](#)

*See what over 460,000 teachers are using to create powerful learning experiences for students*

Are you a student? [Sign up here](#) »

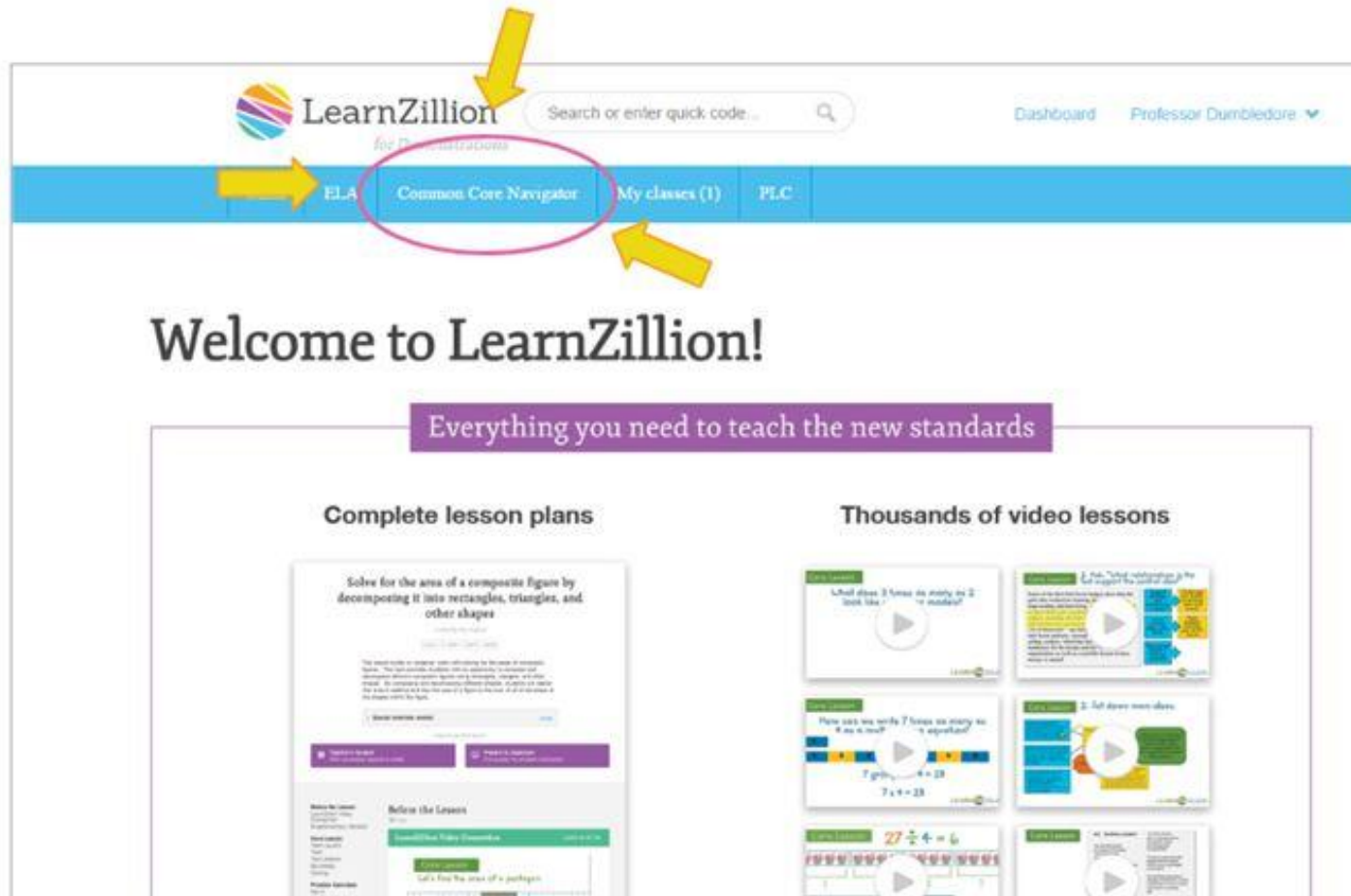
\* All fields required

Or, login using your Google account.

Note: Be sure to select “Parent” on the following screen to get tailored information later in the year.

# Click on the Common Core Navigator



The screenshot shows the LearnZillion website interface. At the top left is the LearnZillion logo with the tagline "for Differentiation". To its right is a search bar with the placeholder text "Search or enter quick code...". Further right are links for "Dashboard" and "Professor Dumbledore" with a dropdown arrow. Below this is a blue navigation bar containing the following items: "ELA" (with a yellow arrow pointing to it), "Common Core Navigator" (circled in pink with a yellow arrow pointing to it), "My classes (1)", and "PLC".

## Welcome to LearnZillion!

Everything you need to teach the new standards

### Complete lesson plans

Solve for the area of a composite figure by decomposing it into rectangles, triangles, and other shapes.

The word *composite* means something that is made of several parts. The word *decompose* means to break something into its parts. In this lesson, you will learn how to decompose a composite figure into rectangles, triangles, and other shapes. You will then use the area formulas for these shapes to find the total area of the composite figure.

Watch the video lesson.

Practice the lesson.

### Thousands of video lessons

What does 3 times as many as 2 look like?

How many times as many as 4 as 8?

7 girls, 4 = 28

7 x 4 = 28

27 ÷ 4 = 6

27 ÷ 4 = 6

## Two ways:

- ❖ Watch a video lesson together and talk about the big idea.
  - Ask, “What was the most important part of the lesson?” or “What was most surprising about the lesson?”
- ❖ Have your student watch a video lesson and then teach you the big idea.
  - Have them explain the big idea visually on a clean sheet of paper.

