



Date

Dear Parent/Legal Guardian:

Your child’s hair was examined at school today and was found to have what appears to be head lice or nits (eggs). Head lice do not carry any disease, nor do their presence mean that your child is unclean. However, to prevent further spread in the school, this condition must be treated at once. One of the rules of the Calcasieu Parish School System is that a child cannot remain in school if they have head lice or eggs in the hair.

May we suggest that you get in touch with your physician because there are special shampoos that the Physician can prescribe to be most effective.

Following the guidelines which appear below, as well as, the instructions listed on the back, please treat your child and return him/her to school after proper treatment and all nits have been removed from the hair.

LICE CONTROL POLICY

1. Any student found to have positive evidence of headlice (either live lice or louse eggs (nits), **shall be excluded from school.**
2. The student shall be excluded from school until he/she has been treated with a medication that kills lice and **until all nits have been removed from the hair.** Upon returning your child to school, as verification of treatment, please present the label from the medication used and/or a statement from your physician.
3. Any student who is excluded from school because of lice infestation must be accompanied by his/her parent or by a responsible adult when he/she returns to school.
4. School personnel shall be responsible for checking the student to be sure he/she is free of nits before the child may return to the classroom. If the student is not free of nits and lice, he/she shall be returned home by the adult who brought him/her back to school.
5. Any student excluded from school for lice infestation shall have an excused absence for a limited time – not to exceed (4) calendar days, and shall be allowed to make up classwork on that basis. The Principal may extend this time if circumstances warrant.

We are trying to maintain control of this problem in our schools. We know you will want to help us.

Thank you for your cooperation.













Sincerely,

School Principal

School Nurse

All children are important to us.

GETTING LICE OUT OF YOUR HOME IS IMPORTANT

1. Examine each family member's head. Adult lice are about (1/25 of an inch) long and are grayish in color. Nits: Nits are louse eggs which the adult louse glues to the hair shaft. They are very small and are attached to the hair, especially at the back of the head near the neck. They may be silvery gray, black, or brown. Although nits look like dandruff, dandruff can easily be brushed off the hair; nits **must** be pulled off. 
2. Go to the drug store or grocery store and purchase a medicated shampoo that kills lice or call your doctor for a prescription lice shampoo.
3.  Treat all members of the family that are or could be infested. Shampoo with medicated shampoo following the directions on the label. One week after the first treatment, shampoo once more with the medicated shampoo. Do not repeat the treatment more than once. Caution: Lice shampoo may be harmful to babies and expectant mothers.
4.  Soak combs and brushes in hot water (150 F) for 10 minutes or soak in louse shampoo for one hour.
5. Comb hair of each person carefully with a fine tooth comb or use fingernails to get rid of all the nits. 
6. Take sheets, pillow cases, blankets and bedspreads off bed of all infested person(s). 
7.  Wash and dry all bedding on hot settings.
8.  Put pillows and non-washable bedding in dryer for 30 minutes or hang in direct sun for 6-8 hours or seal in plastic bags for 14 days.
9. Vacuum all mattresses or run a hot iron over them ---especially around the buttons. 
10. Make all beds with clean bedding. 
11.  Carefully vacuum all carpets, upholstered furniture, throw pillows, and seats in your car.
12. Wash all jackets, sweaters, hats, and other clothes that have come in contact with infested person(s) in the last 3-4 days.  
13. Take non-washable clothes to the cleaners or use alternative treatment; hot dryer -- 30 minutes, seal in plastic bags --14 days; freeze --48 hours; direct sun -- 6 - 8 hours.
14. Notify all people that have recently been in contact with infested person(s).

Make it a practice to check your child's hair every week. When lice or nits are found, the school principal should be notified. Your child should be treated before returning to school and be nit and louse free.

SPECIAL PRECAUTION: Medicated lice shampoos are to be used according to instructions. Do not use these as daily shampoo as an over-use can cause serious side effects.