

October

Character Trait:

Friendship

Behavior	Social Skill
Bullying	Being Kind to Others
Name Calling, Using profanity, Arguing with others	Use Kind words, Disagreeing Appropriately, Having a Conversation with others
Taking what does not belong to you	Asking permission, Keeping hands to yourself, Sharing something
Talking about others, Making others feel less of themselves	Making others feel special, Being truthful, Greeting others, Using Appropriate Voice Tone

FRIENDSHIP IS:

- sharing ideas and feelings with each other.
- enjoying hobbies and activities together.
- making each other feel special.
- helping each other become the best person he or she can be.

Note to Teacher

Reproduce and display the above *FRIENDSHIP IS* mini-chart and discuss its content with the class. Reproduce the chart (on the right) for each student or group to write their own *FRIENDSHIP IS* list.

Brainstorm ways students can practice friendship. Use the following suggestions to spark student ideas.

1 Practice friendship at home—

- Share what happened at school with parents, brothers, or sisters.
- Play a game with a family member.
- Read a book to brothers or sisters or help them with their homework.
- Listen to family members.
- Look for opportunities to compliment family members on their qualities or achievements.
- Leave a surprise note for a family member.

2 Practice friendship at school—

- Share your school supplies with classmates.
- Help a friend settle an argument.
- Help a classmate with homework.
- Encourage someone new to join in your game at recess.
- Look for opportunities to spread positive news and comments.
- Write an encouraging note to a classmate.
- Make a new student feel welcome.

3 Practice friendship in the community—

- Offer to help a neighbor with a household task.
- Run an errand for a neighbor.
- Write a thank-you note to contributors to your community, such as

city council members, police officers, and Red Cross volunteers.

- Donate old toys to a Toy Library or a Christmas Toy Drive.
- Say "hello" to people you pass on the street and people who help you, such as the mail carrier or the store clerk.

Make a Classroom Friendship Corner

Display the student posters *FRIENDSHIP IS* (top right) at a learning center. Display books with a friendship theme. (See list, bottom right.) Reproduce, laminate, and cut out the task cards (bottom left) for individual and group activities. There are many ways to use them. Here are just a few—

- ◆ Put cards in a learning center.
- ◆ Assign cards as extra credit for groups or individuals.
- ◆ Invite students to write additional task cards.
- ◆ Pass cards out randomly, one to each student. Have students form groups according to card chosen to complete the task together.

FRIENDSHIP

Class Outreach Friendship Project

Visit senior citizens at a retirement home. Have each student "adopt" a special person for the school year. Suggest students reach out in friendship in some of the following ways:

- ◆ Send cards on special days such as birthdays and holidays.
- ◆ Write letters just to chat.
- ◆ Stop by to set up table centerpieces for the holidays.
- ◆ Send a recorded song, poem, short story, or personal message.
- ◆ Make a videotape of a class performance.
- ◆ Arrange at least one personal visit.
- ◆ Encourage your pen pal to write back or visit, if possible.

Books to Read

Across the Grain
by Jean Ferris

Bearstone
by Will Hobbs

The Big Wander
by Will Hobbs

The Bridge to Terabithia
by Katherine Paterson

The Cay
by Theodore Taylor

A Gift for Tia Rosa
by Karen T. Taka

The Giving Tree
by Shel Silverstein

The Indian in the Cupboard
by Lynne Reid Banks

Island of the Blue Dolphins
by Scott O'Dell

It's Like This, Cat
by Emily C. Neville

The Little House Series
by Laura Ingalls Wilder

The Secret Garden
by Frances Hodgson
Burnett

The Sign of the Beaver
by Elizabeth George
Speare

Soup on Ice
by Robert Peck

*Summer of My
German Soldier*
by Bette Greene

Name _____

Friendship


Draw four ways you are a good friend.

This is
me!

Friendship:

“Have you filled a bucket today?”

DIRECTIONS: Cut and paste into the bucket all the signs held by the boys and girls that it takes to make friends. The remaining signs paste outside the bucket





I help you with things that are difficult.



I argue with you.



I share my toys with you.



I give you compliments.



I call you names.



I try to get you into trouble.



I laugh at you when you make a mistake.



I am a team player.



I break your things.



I comfort you when you are feeling sad.



I am mean to you.



I steal from you.



I take turns when playing a game.



I smile at you.



We have fun together.



I stand up for you.



I am bossy.



I ignore you.



I compromise with you.



I hit and kick you.





I always want
to be first.



I do nice
things for you.




I use kind
words with
you.



I cheat when I
play games
with you.

FRIENDSHIP-Draw four ways you are a good FRIEND.



Friendship

B

I

N

G

O

I have blue eyes.

I like to eat pizza.

I have a pet.

I own a WiiU.

I live with my mom and dad.

I have a sister.

I like to eat M&Ms.

I have been to another state.

I like to draw.

I speak another language.

I like to play with Legos.

I have a brother.

FREE SPACE

My name has the letter "E" in it.

I have brown eyes.

My name has the letter "N" in it.

My birthday is in the next 3 months.

I like to watch TV.

I like to eat cheese-burgers.

My favorite color is blue.

I like to read.

I have been to Disneyland.

I have been to a different country.

My name has the letter "A" in it.

I like to play sports.

Name _____

Forever Friends

Make a friendship bracelet and a special letter for a friend!

You will need:


1. A nine-inch piece of thin yarn or string
2. A small piece of tape
3. Colored beads

Directions:

1. Tape one end of the yarn to a desk top.
2. Hold the other end of the yarn and string the beads on one at a time.
3. Make a pattern with the beads using your friend's favorite colors.
4. Leave room on the end of the yarn for tying.
5. Remove the tape from the desk.
6. Tie the two ends of the yarn in a knot.
7. Attach your bracelet to a friendly letter.
8. Surprise your friend with a gift and a smile!



cut here →



_____ date

Dear _____,

Thank you for being my special friend.
Here is a gift to show you how much
I care about you.

Forever friends,



A GOOD FRIEND VS A BAD FRIEND

What does a good friend and a bad friend do? Read the sentences below and write them in the correct chart

... talks behind your back

... tries to understand your problems

... cares about you and your problems

... only cares about himself/herself

... helps you when you are in need

... treats you in a nice and kind way

... tells your secrets to other people

... doesn't listen to your problems

... is always with you in bad times

... tries to solve your problems

... shouts at you when you make a mistake

... keeps your secrets

... shares everything with you

... doesn't help you when you need

... takes your possessions without permission

... makes fun of you


A GOOD FRIEND ...

1.
.....
2.
.....
3.
.....
4.
.....
5.
.....
6.
.....
7.
.....
8.
.....

A BAD FRIEND ...

1.
.....
2.
.....
3.
.....
4.
.....
5.
.....
6.
.....
7.
.....
8.
.....

Name _____



Be Your Best:

Be a GOOD Friend

3 ways I could be more friendly are:

1.

2.

3.

3 ways I could be kinder are:

1.

2.

3.

What would you do?

1. If you saw somebody without a lunch?

2. If you saw somebody playing all by themselves at recess?

3. If somebody from your classroom was being picked on?

Friendly Award



Presented to _____

this _____ day of _____

for making the world
a friendlier place.

(presenter's signature)

