


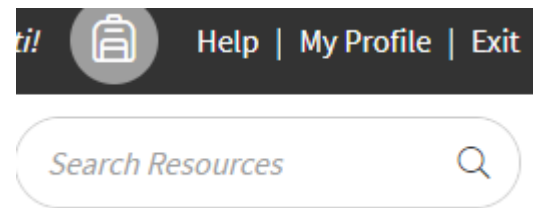
SULPHUR HIGH SCHOOL HOW TO ACCESS E-BOOKS

1 using Chrome, go to launchpad.cpsb.org (if prompted, enter your CPSB username & password) then click **Launch**

2 Click on the **Mackin Via** app

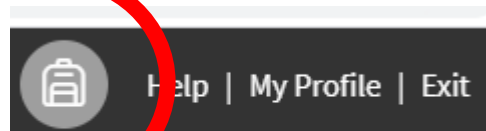
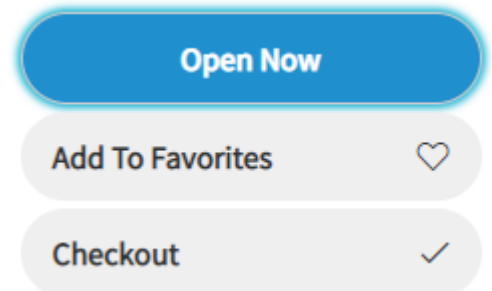


3 You can look for specific titles using the search bar in the upper right hand corner of the screen.



4 Choose **Open Now** to simply look at a book OR **Checkout** for 7 days

By choosing Favorites, you'll save the title in your **Backpack**



Select Help to view tutorials that explain Mackin Via features more in-depth

Need assistance? Email a librarian:

susan.gardebled@cpsb.org

kristi.tyree@cpsb.org