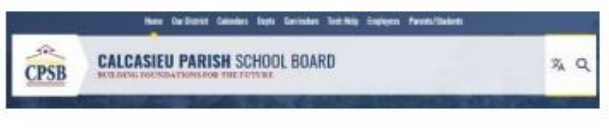


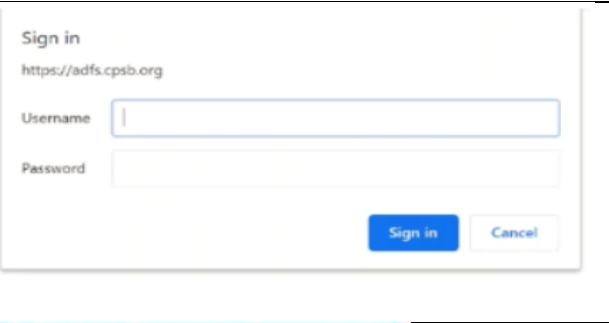





# Using Launchpad at Home

<p>1. Go to the Calcasieu Parish School Board homepage:  <a href="https://www.cpsb.org//">https://www.cpsb.org//</a></p>	
<p>2. Click <b>Parents/Students</b>.</p>	
<p>3. Click <b>Launchpad</b>, located under Resources.</p>	
<p>4. Enter the student's username and password and click <b>Sign In</b>.          *This is the same username and password used to log into computers at school.          USERNAME:          PASSWORD:</p>	
<p>5. Once logged in, students can access sites located on Launchpad by clicking the icon.</p>	
<p>6. Once on the CPSB LaunchPad website, find the app of your choice and click on it.</p> <p>Note: If a new window opens indicating the extension has not been installed or enabled, click Install Extension.</p>	
<p>7. The first time you log in from here, it will prompt you to input your username and password.</p> <p>Once you have entered your credentials, click save.</p>	

# **Using Launchpad at Home**