







# ALFRED M. BARBE HIGH SCHOOL

2015-2016 • Calcasieu Parish • Grades 8-12 • 010003

# A

1969 Enrolled • 10% Special Education • 47% Economically Disadvantaged

SPS = 105.7



INDICATOR	SCHOOL	14/15 vs 15/16	MINORITY STUDENTS	STUDENTS WITH DISABILITIES	ECONOMICALLY DISADVANTAGED STUDENTS	DISTRICT	STATE	NATIONAL
End of Course Exams On Track (Good or Excellent)	<b>65%</b>	 IMPROVED	<b>53%</b>	<b>33%</b>	<b>52%</b>	<b>60%</b>	<b>61%</b>	<b>N/A</b>
ACT: Average Score	<b>21.3</b>	 IMPROVED	<b>19.4</b>	<b>16.1</b>	<b>19.1</b>	<b>19.5</b>	<b>19.3</b>	<b>19.7</b>
Graduates Earning 18 and Above on ACT or Silver and Higher on WorkKeys Certificates	<b>85%</b>	<b>N/A</b>	<b>76%</b>	<b>40%</b>	<b>76%</b>	<b>84%</b>	<b>75%</b>	<b>N/A</b>
Student Graduating in Four Years with a Diploma	<b>85%</b>	 DECLINING	<b>82%</b>	<b>63%</b>	<b>75%</b>	<b>83%</b>	<b>78%</b>	<b>83%</b>
Graduates Scoring 3+ on Advanced Placement Test or 50+ on CLEP	<b>16%</b>	 DECLINING	<b>10%</b>	<b>&lt;5%</b>	<b>5%</b>	<b>11%</b>	<b>8%</b>	<b>22%</b>
Graduates Earning TOPS-aligned Dual Enrollment Credit	<b>11%</b>	 DECLINING	<b>9%</b>	<b>&lt;5%</b>	<b>8%</b>	<b>19%</b>	<b>18%</b>	<b>N/A</b>
Student Enrolling in College after Graduating	<b>72%</b>	 DECLINING	<b>62%</b>	<b>32%</b>	<b>60%</b>	<b>63%</b>	<b>58%</b>	<b>68%</b>

## DID THIS SCHOOL MAKE PROGRESS WITH STUDENTS WHO STRUGGLED ACADEMICALLY?

Schools earn a maximum of 10 progress points for students previously non-proficient but who exceeded expectations in the current year.

**TOTAL POINTS EARNED**

**7.5**

2013-2014		2014-2015		2015-2016		 FAMILY Support TOOLBOX	 DATA CENTER
<b>B</b>	SPS 95.3	<b>A</b>	SPS 105.1	<b>A</b>	SPS 105.7		