







LAGRANGE HIGH SCHOOL

2015-2016 • Calcasieu Parish • Grades 8-12 • 010033

D

1062 Enrolled • 16% Special Education • 86% Economically Disadvantaged

SPS = 64.3


INDICATOR	SCHOOL	14/15 vs 15/16	MINORITY STUDENTS	STUDENTS WITH DISABILITIES	ECONOMICALLY DISADVANTAGED STUDENTS	DISTRICT	STATE	NATIONAL
End of Course Exams On Track (Good or Excellent)	35%	 DECLINING	33%	18%	31%	60%	61%	N/A
ACT: Average Score	16.5	 DECLINING	16.4	13.2	16.5	19.5	19.3	19.7
Graduates Earning 18 and Above on ACT or Silver and Higher on WorkKeys Certificates	58%	N/A	57%	20%	55%	84%	75%	N/A
Student Graduating in Four Years with a Diploma	66%	 IMPROVED	67%	42%	61%	83%	78%	83%
Graduates Scoring 3+ on Advanced Placement Test or 50+ on CLEP	6%	 IMPROVED	5%	<5%	<5%	11%	8%	22%
Graduates Earning TOPS-aligned Dual Enrollment Credit	6%	 DECLINING	6%	<5%	<5%	19%	18%	N/A
Student Enrolling in College after Graduating	53%	 IMPROVED	53%	27%	49%	63%	58%	68%

DID THIS SCHOOL MAKE PROGRESS WITH STUDENTS WHO STRUGGLED ACADEMICALLY?

Schools earn a maximum of 10 progress points for students previously non-proficient but who exceeded expectations in the current year.

TOTAL POINTS EARNED

0.0

2013-2014		2014-2015		2015-2016		 FAMILY Support TOOLBOX	 DATA CENTER
D	SPS 55.2	D	SPS 56.2	D	SPS 64.3		