







SULPHUR HIGH SCHOOL

2015-2016 • Calcasieu Parish • Grades 8-12 • 010052

A

2092 Enrolled • 12% Special Education • 52% Economically Disadvantaged

SPS = 102.8



INDICATOR	SCHOOL	14/15 vs 15/16	MINORITY STUDENTS	STUDENTS WITH DISABILITIES	ECONOMICALLY DISADVANTAGED STUDENTS	DISTRICT	STATE	NATIONAL
End of Course Exams On Track (Good or Excellent)	66%	 IMPROVED	50%	31%	55%	60%	61%	N/A
ACT: Average Score	20.0	 DECLINING	18.0	16.0	19.2	19.5	19.3	19.7
Graduates Earning 18 and Above on ACT or Silver and Higher on WorkKeys Certificates	89%	N/A	88%	60%	88%	84%	75%	N/A
Student Graduating in Four Years with a Diploma	91%	 IMPROVED	83%	66%	81%	83%	78%	83%
Graduates Scoring 3+ on Advanced Placement Test or 50+ on CLEP	11%	 DECLINING	8%	<5%	8%	11%	8%	22%
Graduates Earning TOPS-aligned Dual Enrollment Credit	26%	 DECLINING	13%	8%	15%	19%	18%	N/A
Student Enrolling in College after Graduating	63%	 DECLINING	71%	36%	51%	63%	58%	68%

DID THIS SCHOOL MAKE PROGRESS WITH STUDENTS WHO STRUGGLED ACADEMICALLY?

Schools earn a maximum of 10 progress points for students previously non-proficient but who exceeded expectations in the current year.

TOTAL POINTS EARNED

0.0

2013-2014		2014-2015		2015-2016		 FAMILY Support TOOLBOX	 DATA CENTER
B	SPS 96.4	B	SPS 92.5	A	SPS 102.8		