







WESTLAKE HIGH SCHOOL

2015-2016 • Calcasieu Parish • Grades 8-12 • 010064

A

567 Enrolled • 13% Special Education • 58% Economically Disadvantaged

SPS = 100.8



INDICATOR	SCHOOL	14/15 vs 15/16	MINORITY STUDENTS	STUDENTS WITH DISABILITIES	ECONOMICALLY DISADVANTAGED STUDENTS	DISTRICT	STATE	NATIONAL
End of Course Exams On Track (Good or Excellent)	64%	 IMPROVED	46%	33%	55%	60%	61%	N/A
ACT: Average Score	18.8	 DECLINING	18.3	13.7	17.8	19.5	19.3	19.7
Graduates Earning 18 and Above on ACT or Silver and Higher on WorkKeys Certificates	88%	N/A	85%	60%	83%	84%	75%	N/A
Student Graduating in Four Years with a Diploma	82%	 IMPROVED	86%	N/A	75%	83%	78%	83%
Graduates Scoring 3+ on Advanced Placement Test or 50+ on CLEP	10%	 IMPROVED	9%	N/A	7%	11%	8%	22%
Graduates Earning TOPS-aligned Dual Enrollment Credit	14%	 DECLINING	20%	N/A	10%	19%	18%	N/A
Student Enrolling in College after Graduating	68%	 DECLINING	83%	N/A	65%	63%	58%	68%

DID THIS SCHOOL MAKE PROGRESS WITH STUDENTS WHO STRUGGLED ACADEMICALLY?

Schools earn a maximum of 10 progress points for students previously non-proficient but who exceeded expectations in the current year.

TOTAL POINTS EARNED

6.7

2013-2014		2014-2015		2015-2016		 FAMILY Support TOOLBOX	 DATA CENTER
B	SPS 87.7	C	SPS 81.5	A	SPS 100.8		